

SECURE

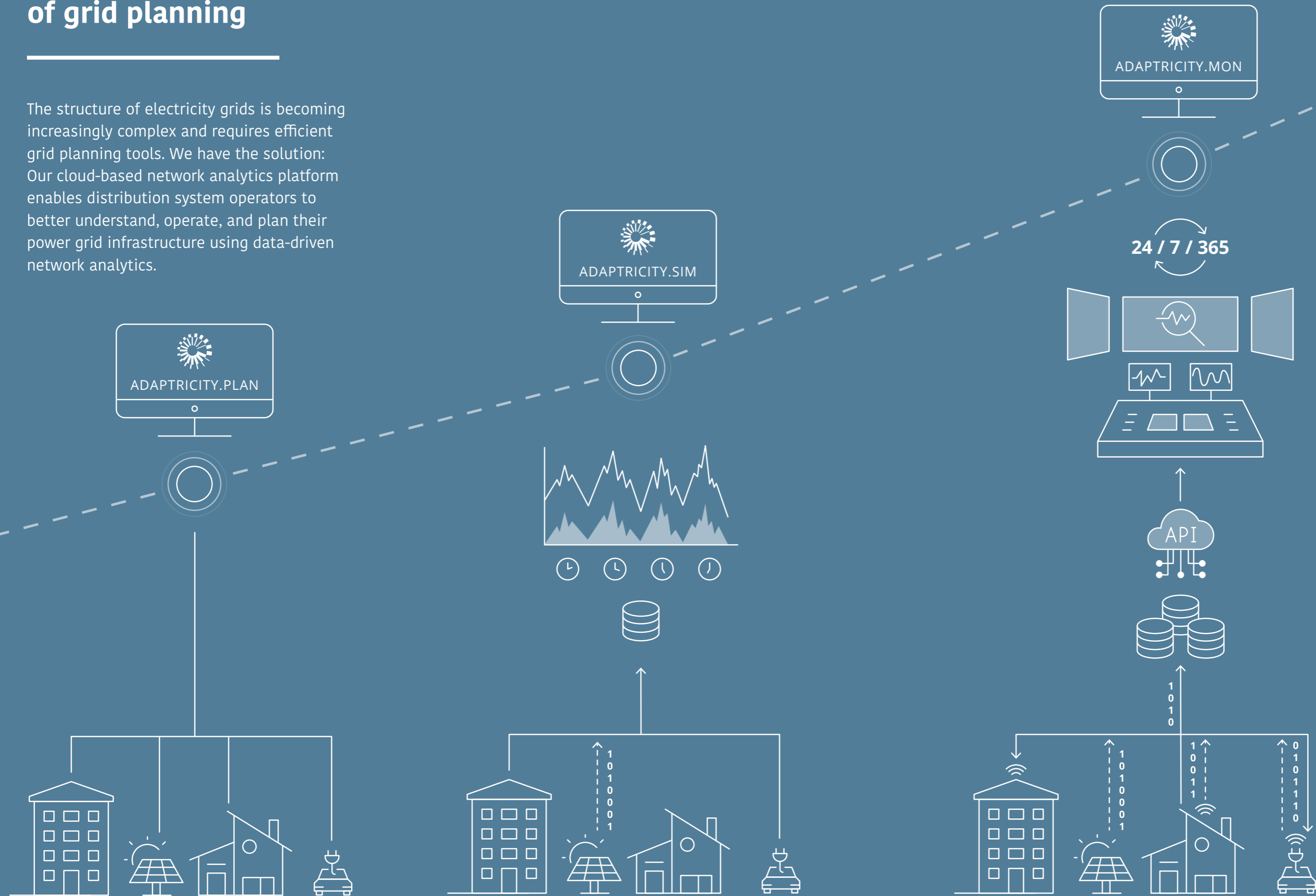


 **ADAPTRICITY/MON**

Continuous distribution grid monitoring
.automated .detailed .flexible

The evolution of grid planning

The structure of electricity grids is becoming increasingly complex and requires efficient grid planning tools. We have the solution: Our cloud-based network analytics platform enables distribution system operators to better understand, operate, and plan their power grid infrastructure using data-driven network analytics.





Automated

Fully automated data updates make real-time distribution grid monitoring possible! All essential information is captured securely and updated daily.



Detailed

We provide grid monitoring with a focus on modern, in-depth data visualisation. So you get the overview, but it's also easy to examine your grid in detail.



Flexible

When you update your grid model (or other data) a re-simulation is run, fully automatically, giving you the flexibility you need for comprehensive grid monitoring.

Continuous, detailed monitoring of the distribution grid, i.e. the monitoring of grid statuses and grid utilisation on the medium and low-voltage level, allows comprehensive grid assessment in real-time. Adaptricity.Mon uses the extensive data sets from smart metering systems to do exactly this!

Adaptricity.Mon - How it works

Adaptricity.Mon provides comprehensive grid monitoring through the use of SmartMeters and substation measurement equipment. The visualisation and evaluation of measurement data helps you detect operational violations and allows you to spot negative trends in your grid. Since all measurement data is linked to a grid model, power flow calculations can be made for each time-step, you will receive accurate information about the grid's operational state, i.e. voltages and line loadings, at least every 15 minutes, completely automatically!

- > Use the same grid model as with Adaptricity.Plan
- > Simulation-supported grid monitoring allows complete and comprehensive grid transparency
- > Fully automated data update (e.g. using REST-API)
- > Fully automated re-simulation. Input data runs an update on a daily basis

Daily check-up of the complete distribution grid

Methodology

- > Cyclical import of SmartMeter data and measurements via interfaces, power flow simulation carried out in every time-step
- > Grid-element-wise visualisation of the power flow results (component loading, voltage bands)
- > Navigation through the result data (temporal and spatial components)

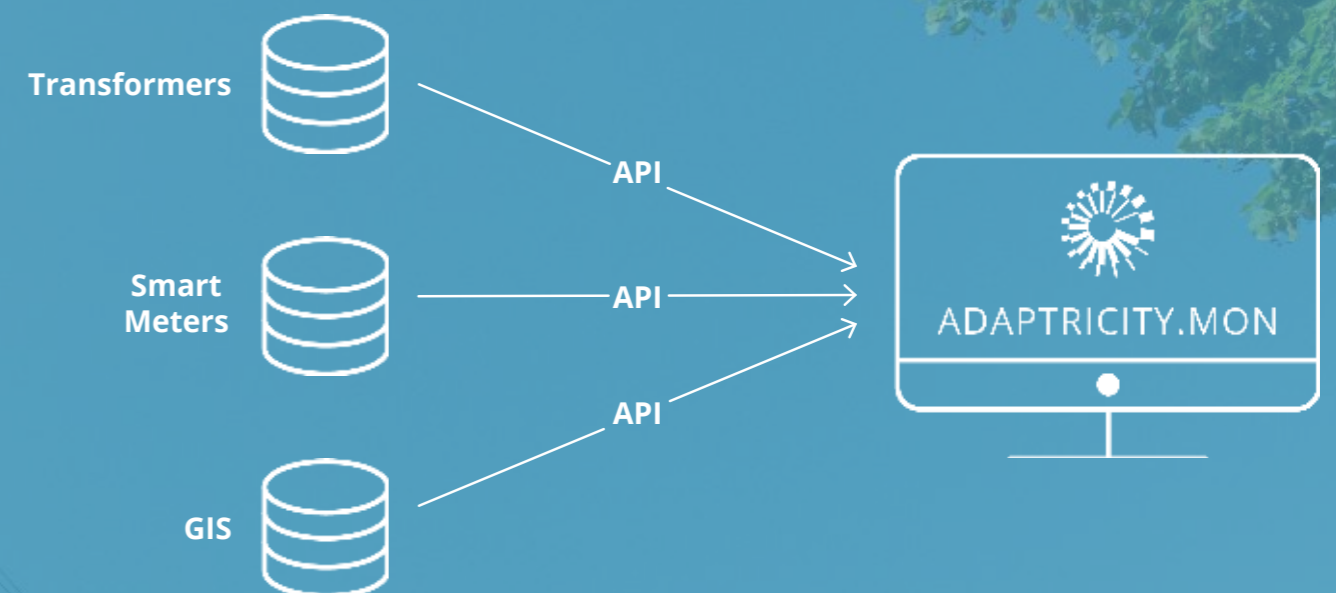
Advantages

- > Complete overview of the low-voltage level through aggregated representation of the transformer circuits
- > Prompt identification of problem points in the grid, where action is required (e.g. resource usage)
- > Detailed time-series information enables root cause analysis of problems



Automatic integration all available data and measurements from your Distribution grid in Adaptricity.Mon

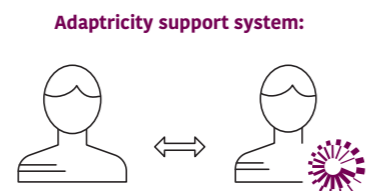
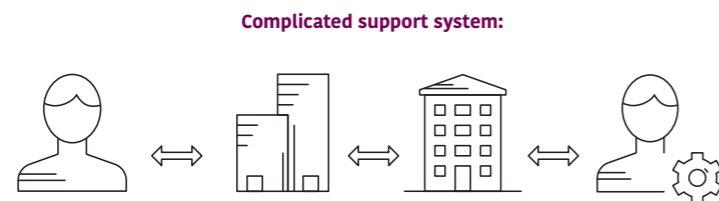
Fully automated and seamless via API connector



Your Adaptricity benefits at a glance

Adaptricity: your expert partner

Only a professional direct-sales consultant with technical experience can ensure your company receives comprehensive advice and guidance. With Adaptricity, we guarantee you will get the support you need. Our product development closely reflects market demands, and your requirements are integrated directly into future development.



Compatible with other Adaptricity tools

Adaptricity.Mon is based on the same platform as Adaptricity's other tools. You can upgrade to a time-series based analysis and planning method at any time, even during the current license period.

Multi-language support

Work in the language that you feel most comfortable with. The choice is yours because Adaptricity.Mon is designed for multi-language use. User interfaces and help texts are already available in German and English and new languages will be continually added. Support by phone is also available in Italian and French.



SECURE 